

PROJECT IDEA:

TOPICS/PRIORITIES:

NEEDS/WHY?

AIMS/OBJECTIVES

TARGET GROUP

ACTIVITIES

**IMPACT ON
YOUTH**

**IMPACT ON
ORGANISATIONS**

**IMPACT
OUTSIDE THE
ORGANISATIONS**

**POTENTIAL
PARTNERS**

PROJECT IDEA:

TOPICS/PRIORITIES:

NEEDS/WHY?

Research the challenges and opportunities around you. What is missing or needed in your community that aligns with Erasmus+ objectives?

Find gaps in knowledge, skills, and attitudes that the youth exchange aims to address. Why is it important and why should it be funded by EU?

AIMS/OBJECTIVES

What do you want to achieve with this project? Set your goals.

Example:

- Make an impact on something (specify) you care about—could be helping the environment, promoting inclusivity, or spreading awareness on issues you are passionate about
- Learn new skills (specify which skills)
- Improve our... (specify)
- Promote ... (specify)

Choose aims and objectives you really care about. You will enjoy the project much more!

TARGET GROUP

Who is going to work on this project and who is going to benefit from this project? Include those with fewer opportunities, make sure you have a diverse and dynamic group that can benefit from and contribute to the youth exchange.

ACTIVITIES

Come up with interactive activities that match Erasmus+ program, such as workshops, team-building exercises, cultural nights etc. Think about activities that are not only fun but also help us meet our objectives.

Can we incorporate for example local traditions, technology, or outdoor challenges?

IMPACT ON YOUTH

What impact will the project have on the participants? Imagine how you and your peers might grow from this experience. What new understanding or skills might you develop?

IMPACT ON ORGANISATIONS

What impact will the project have on the participating organisations? Besides the immediate success of the project, how can it contribute to the growth and development of your organisation in the future?

IMPACT OUTSIDE THE ORGANISATIONS

Will the project impact anyone outside your organisation? Who? How? How will your project benefit the wider community, and how can you share the outcomes beyond your immediate circle?

POTENTIAL PARTNERS

Who would be your perfect project partner? What strengths does each potential partner bring, and how do they align with your goals? Try to include different partners to bring fresh ideas and resources to the project.



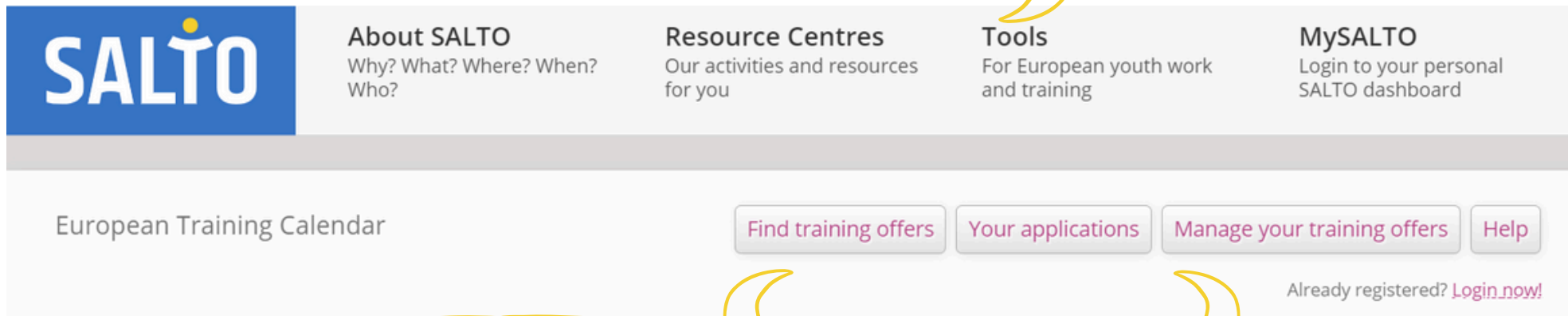
SALTO-YOUTH

Support, Advanced Learning and Training Opportunities for Youth



<https://www.salto-youth.net>

Created to help you find and share useful training Tools, the Toolbox for training is an online catalogue you can browse through freely or even contribute to!



The European Training Calendar gives you an overview of international training activities that are looking for participants.

Do you need to find participants for your training or event? List your training offers here.

OTLAS

SALTO

About SALTO

Why? What? Where? When?
Who?

Resource Centres

Our activities and resources
for you

Tools

For European youth work
and training

MySALTO

Login to your personal
SALTO dashboard



The Partner-Finding Tool

Start

Find projects

Find organisations

Register your organisation

Help

Already registered? [Login now!](#)

Finding partners for international projects has never been easier

10636
international
projects

16080
organisations &
informal groups

Do you want to find new contacts in the world, send a volunteer abroad or find the missing partner for your project? No matter where your interests lie, you will find what you are looking for in Otlas.



Search for partners

Use our powerful search filters to find the perfect match in our database of more than 16000 organisations and informal groups.



Add your organisation or informal group

Register your organisation or informal group to demonstrate your interest in international cooperation.



Create projects and request partners

Millions of youth workers in organisations and informal groups around Europe will find your project and be able to cooperate with you.

SCAN ME



ERASMUS+ PROJECTS

Presenting the details and outcomes of projects funded under the Erasmus+ programme.



Search results:
237,230 projects

Erasmus+

EU programme for education, training, youth and sport

[Home](#)[About Erasmus+](#) ▼[Opportunities](#) ▼[Programme Guide](#)[Resources and tools](#) ▼[What's new?](#) ▼[Projects](#) ▼

You are here: [Erasmus+](#) / [Projects](#) / [Search project results](#)

Search projects

Search

YOUTH PORTAL

Offers information about opportunities and initiatives that are of interest to young people and stakeholders working in the field of youth (youth organisations, youth workers, policy makers, etc.).



EUROPEAN YOUTH PORTAL



Questions?

[About](#) [Get involved ▼](#) [Go abroad ▼](#) [News](#) [Events](#) [Stories](#) [EU initiatives ▼](#) [EU Youth Strategy](#) [European Year of Youth 2022](#)

**EUROPEAN YOUTH
WEEK**

12-19 APRIL 2024

[Learn more](#)



YOUTH GOALS



#1 Connecting EU with Youth



#2 Equality of All Genders



#3 Inclusive Societies



#4 Information & Constructive Dialogue



#5 Mental Health & Wellbeing



#6 Moving Rural Youth Forward



#7 Quality Employment for All



#8 Quality Learning



#9 Space and Participation for All



#10 Sustainable Green Europe




#11 Youth Organisations & European Programmes

YOUTH EXCHANGE


YOUTH: AGE 13-30
YOUTH WORKER: 18+

MIN. 4+1 PPL PER COUNTRY

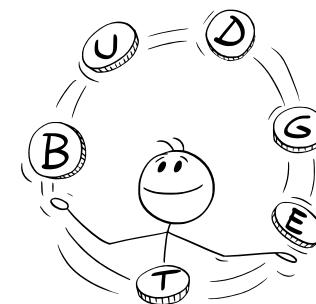


ORGANISATIONS OR
INFORMAL GROUPS!

MIN 16
MAX 60
PARTICIPANTS
IN TOTAL



EXCHANGE
5-21 DAYS



FREE:
TRAVEL,
HOTEL,
FOOD,
ACTIVITIES

MIN. 2 COUNTRIES



EU OR 3RD
COUNTRY
ASSOCIATED
TO THE PROGRAMME

PROJECT LENGTH
3-24 MONTHS



Youth exchange topics

Choose up to three topics

Awareness about the European Union

Democracy and inclusive democratic participation
European identity, citizenship and values
Human right and rule of law
Media literacy and tackling disinformation
Promotion of alternative forms of participation

Environment, climate change and sustainability

Environment and climate change
Green skills
Green transport and mobility

International and cross border cooperation

Inter regional cooperation
International relations and development cooperation
Prevention of conflicts, post conflict rehabilitation

Skills, competences, tracking and recognition

Community development
Development of disadvantaged rural and urban areas
Disaster prevention. Preparedness and recovery
Physical and mental health, well-being

Digital education, training and yourh

Artificial intelligence and data usage
Digital content and pedagogical practices
Digital safety
Digital skills and competences
Digital transformation planning and implementation
Digital youth work
Information and communication technologies ICT

Increasing the quality of learning and teaching

Initial and continuous training for teachers, trainers and other education staff
Preventing early school leaving and failure in education
Prevention of bullying

Youth

Quality and innovation of youth work
Reaching the policy level/dialogue with decision makers
Youth employability
Youth policy development

Entrepreneurship, industry and labor market

Agriculture, forestry and fisheries
Employability
Entrepreneurial learning – entrepreneurship education
Equal access and transition to labor market

Inclusion and diversity

Bridging intercultural, intergenerational and social divide
Disabilities
Inclusion of marginalized young people
Prevent racism and discrimination
Preventing radicalisation
Promoting gender equality
Promoting LGBTQ equality
Reception and integration of refugees and migrants
Roma and or other minorities
Tackling geographical remoteness and involving rural areas


Innovation and creativity in education, training and youth

Creativity, arts and culture
Development of training courses
New learning and teaching methods and approaches
research and innovation



Co-funded by
the European Union

BRAINSTORMING TECHNIQUES





The 5 Whys

For each idea generated, ask 'why' five times to drill down to the core purpose and justification behind it. This can refine and clarify the objectives of youth exchange projects, ensuring the ideas are deeply thought out and aligned with the overarching goals of the exchange.


Idea Speed Dating

Participants pair up and rapidly exchange ideas on a given topic for a set time before moving on to a new person and repeating the process, effectively 'dating' multiple ideas. This fast-paced technique encourages a high volume of ideas, ensuring that participants generate a wide variety of concepts in a short amount of time, fostering creativity and diversity in project planning.




Switching perspectives

Look at the problem from a different perspective. From a different person's point of view. Someone who might have different thinking than you.



Reversed brainstorming

Instead of "How do I fix the problem?" ask "How do I create this problem?" Come up with problems and then do the reverse thinking - how do I create that problem - and think of a solution.



SCAMPER

- Substitute
- Combine
- Adapt
- Modify
- Put to another use
- Eliminate
- Reverse



Question brainstorming

Participants come up with as many questions about the problem as possible. Participants should only come up with questions, not answers. It helps the group try to understand the problem completely without the pressure to have the single best solution.

